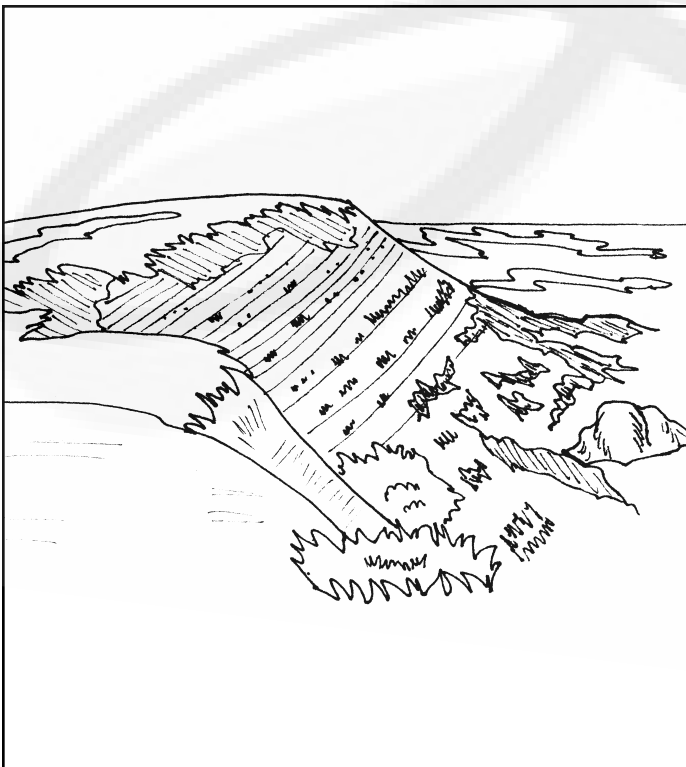


flood plain

This flat area lies on either side of a river, which during times of rising water levels will flood. Later as the water recedes it leaves its deposits here.

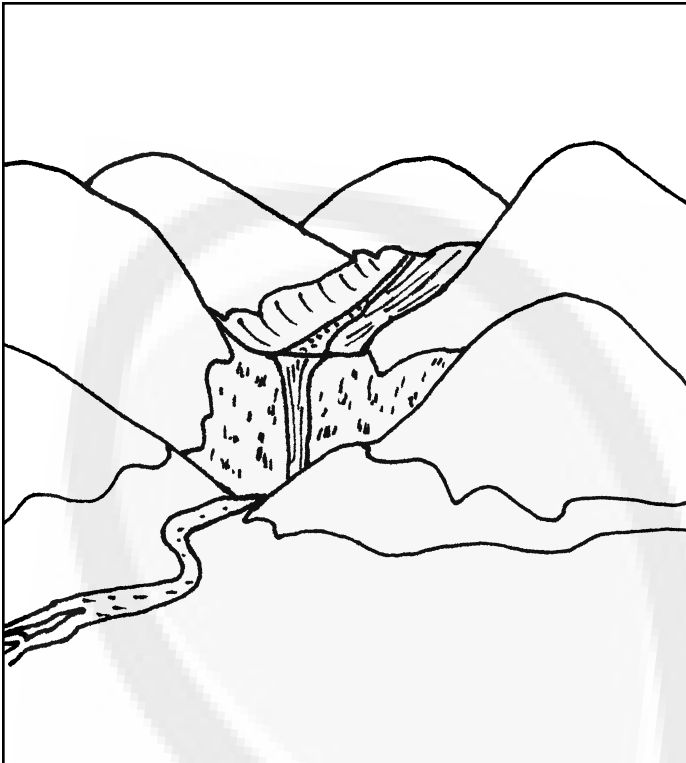
flood plain



tableland

This is a fairly extensive plain that drops off suddenly on one side to a much lower area. Also called a plateau, when eroded these will eventually leave a mesa or butte.


tableland



hanging valley

This type of valley is deeper than those branching off from it. It means that water has to drop into it from these tributaries, often with the dramatic effect of a waterfall.

hanging valley



river valley

This is a wide trough created by a water flowing downhill over land.

river valley

